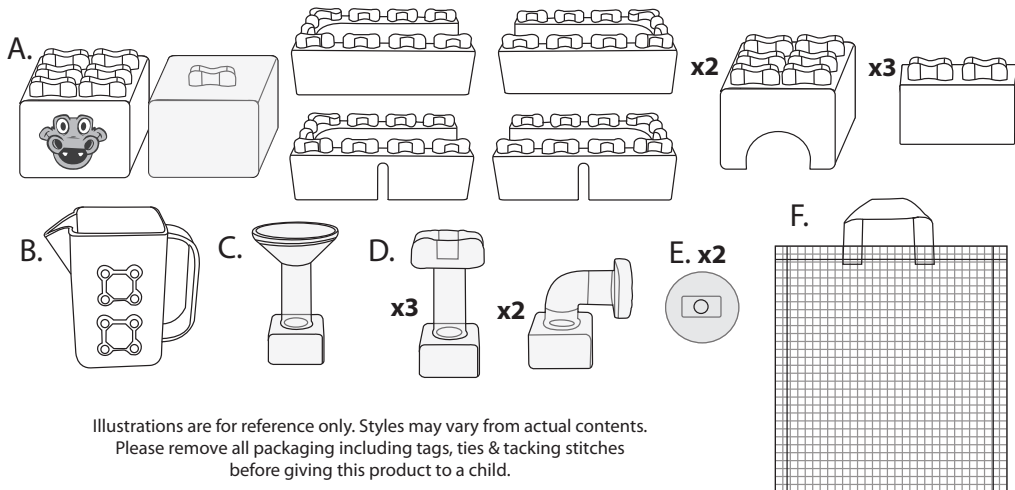


## CONTENTS

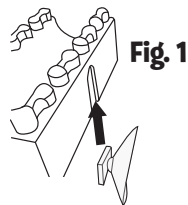
A. 11 Blocks B. 1 Pour Cup C. 1 Funnel D. 5 Pipes E. 2 Suction Cups F. 1 Storage Mesh Bag



Illustrations are for reference only. Styles may vary from actual contents. Please remove all packaging including tags, ties & tacking stitches before giving this product to a child.

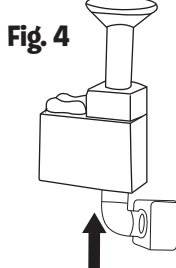
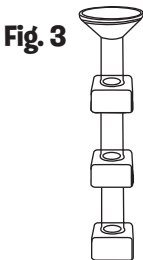
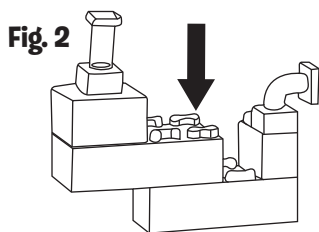
## ATTACHING THE SUCTION CUPS

- Locate the blocks with slots. Then, insert the suction cups into the slots (Fig. 1).
- When playing in the bathtub, stick the suction cups to a smooth and clean portion of the wall. To remove, slightly lift the suction cup to loosen and then remove it.
- When attaching the suction cups, make sure it is slightly wet so it sticks to the bathtub wall. Take note that if the suction cups are too wet, they will be too slippery and won't stick to the bathtub.



## START BUILDING


1. Stick the blocks with suction cups to the wall of the bathtub. Begin building by attaching blocks to the ones with suction cups (Fig. 2).
2. When adding the pipes, make sure to finish it by adding the funnel to the top (Fig. 3). Pour water into it so the water flows through the pipes. Pipes can also be attached to the bottom (Fig. 4).



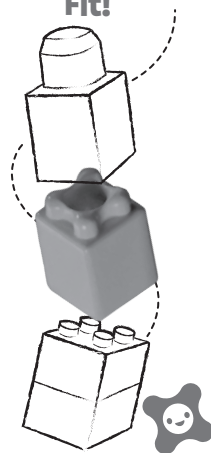
### 3 WAYS TO PLAY!

1. Attach to the wall of the bathtub and create a maze.
2. Stack them on the ledge of the bathtub.
3. Blocks can float in the water.

So Many Ways  
to Build & Play



Universal  
Fit!



Compatible with  
Other Leading Junior  
Block Brands.

### Another Fun Way to Play!

Blocks included in this playset can be connected to the Explore Together Blocks™ (sold separately) for endless building possibilities.

### Explore Together Blocks™



### STORING

- After playing, insert the blocks into the included bag and hang them to dry. Allow the blocks to air dry thoroughly before storing.
- When hanging the bag with wet blocks, make sure it is not over furniture that can be damaged by the water.

### IMPORTANT INFORMATION

- Intended for bathtub use only.
- Stick the suction cups only on a smooth and clean surface. The suction cups will not work on other surfaces such as wood, painted surfaces etc.
- It is recommended to attach blocks on two pegs if the block has multiple pegs.

### ⚠ WARNING

- Adult supervision is required when children are playing around water.
- Do not allow children to play with water near an electrical source or apparatus in order to avoid electric shock and/or electrocution.
- Do not leave items filled with water near electrical devices.

### LIMITED WARRANTY

The Little Tikes Company makes fun, high quality toys. We warrant to the original purchaser that this product is free of defects in materials or workmanship for one year \* from the date of purchase (dated sales receipt is required for proof of purchase). At the sole election of The Little Tikes Company, the only remedies available under this warranty will be the replacement of the defective part or replacement of the product. This warranty is valid only if the product has been assembled and maintained per the instructions. This warranty does not cover abuse, accident, cosmetic issues such as fading or scratches from normal wear, or any other cause not arising from defects in material and workmanship. \*The warranty period is three (3) months for daycare or commercial purchasers. U.S.A. and Canada: For warranty service or replacement part information, please visit our website at [www.littletikes.com](http://www.littletikes.com), call 1-800-321-0183 or write to: Consumer Service, The Little Tikes Company, 2180 Barlow Road, Hudson OH 44236, U.S.A. Some replacement parts may be available for purchase after warranty expires—contact us for details. Outside U.S.A. and Canada: Contact place of purchase for warranty service. This warranty gives you specific legal rights, and you may also have other rights, which vary from country/state to country/state. Some countries/states do not allow the exclusion or limitation of incidental or consequential damages, so the above limitation or exclusion may not apply to you.

Please keep this manual as it contains important information.



Little Tikes Consumer Service  
2180 Barlow Road  
Hudson, Ohio 44236 U.S.A.  
1-800-321-0183

MGA Entertainment UK Ltd.  
50 Presley Way, Crownhill,  
Milton Keynes, MK8 0ES, Bucks, UK  
support@LittleTikesStore.co.uk  
Tel: +0 800 521 558

MGA Entertainment (Netherlands) B.V.  
Baronie 68-70, 2404XG Alphen a/d Rijn,  
The Netherlands  
Tel: +31 (0) 172 758038



[www.littletikes.com](http://www.littletikes.com)  
[www.littletikes.co.uk](http://www.littletikes.co.uk)  
[www.littletikes.com.au](http://www.littletikes.com.au)

Imported by MGA Entertainment  
Australia Pty Ltd  
Suite 2.02, 32 Delhi Road  
Macquarie Park NSW 2113  
1300 059 676