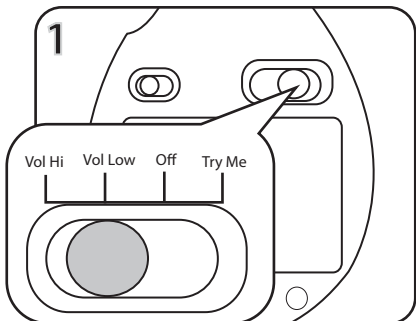
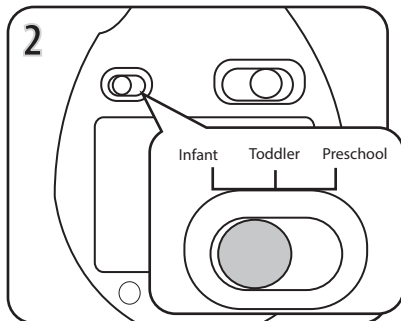



**QUICK START**




1 Open the hook and loop fastener on the elephant's back. Turn My Buddy™ on by choosing a volume preference.



2 Choose a stage. Then, close the fastener on the elephant's back.  
• INFANT: 6+ months  
• TODDLER: 18+ months  
• PRESCHOOL: 24+ months




3 Press the left ear to switch between learning mode and game mode.  
NOTE: After playing one game, the elephant will switch back to learning mode.



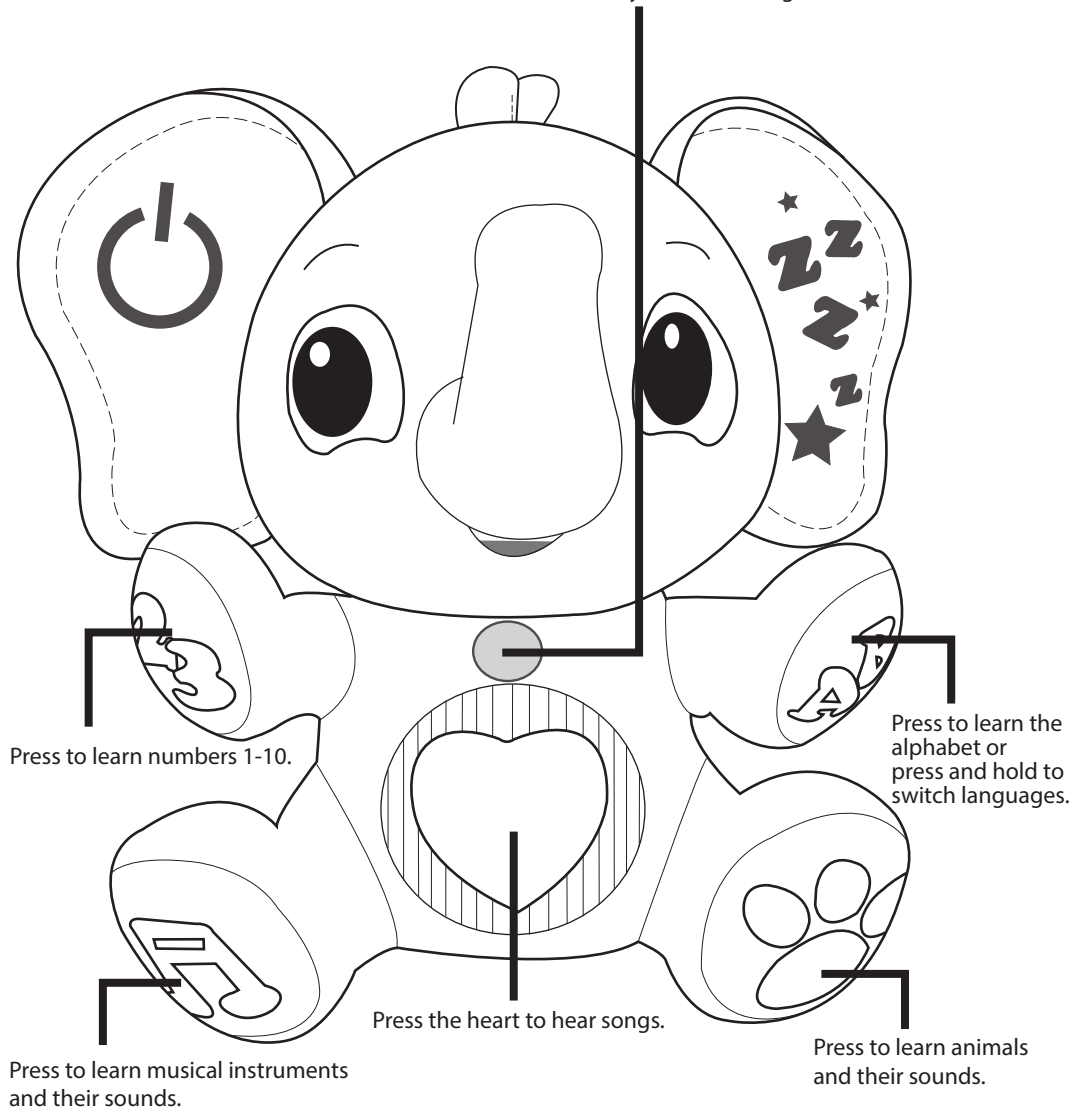
4 Press the right ear to put it in sleep mode.

**SWITCHING LANGUAGES**

To switch languages, press the right ear until it goes to sleep. Then, press and hold the right hand for about two seconds. It will wake up speaking the new language.



Press the tummy to make it laugh.



## IMPORTANT INFORMATION

- You will not be able to switch between languages while playing a game. To switch languages, press the right ear to put it in sleep mode. Then, press and hold the right hand (ABC) and it will wake up speaking either French or English.
- Wipe clean with a damp cloth.
- Do not immerse in water.

## BATTERY SAFETY INFORMATION

- Use only size "AAA" (LR03) alkaline batteries (3 required).
- Charging of rechargeable batteries should only be done under adult supervision.
- Remove rechargeable batteries from the product before recharging.
- Do not mix old and new batteries.
- Do not mix alkaline, standard (carbon-zinc), or rechargeable batteries.
- Be sure to insert the batteries correctly and follow the toy and battery manufacturer's instruction.
- Always remove exhausted or dead batteries from the product.
- Dispose of dead batteries properly: do not burn or bury them.
- Do not attempt to recharge non-rechargeable batteries.
- Avoid short-circuiting battery terminals.
- Remove batteries before placing the unit into storage for a prolonged period of time.

## FCC COMPLIANCE

NOTE: This equipment has been tested and found to comply with the limits for a Class B digital device, pursuant to Part 15 of the FCC Rules. These limits are designed to provide reasonable protection against harmful interference in a residential installation. This equipment generates, uses and can radiate radio frequency energy and, if not installed and used in accordance with the instructions, may cause harmful interference to radio communications. However, there is no guarantee that interference will not occur in a particular installation. If this equipment does cause harmful interference to radio or television reception, which can be determined by turning the equipment off and on, the user is encouraged to try to correct the interference by one or more of the following measures:

- Reorient or relocate the receiving antenna.
- Increase the separation between the equipment and receiver.
- Connect the equipment into an outlet on a circuit different from that to which the receiver is connected.
- Consult the dealer or an experienced radio/TV technician for help.

This device complies with Part 15 of the FCC Rules. Operation is subject to the following two conditions: (1) This device may not cause harmful interference, and (2) this device must accept any interference received, including interference that may cause undesired operation.

Caution: Modifications not authorized by the manufacturer may void users authority to operate this device.

CAN ICES-3 (B)/NMB-3(B).

## LIMITED WARRANTY

The Little Tikes Company makes fun, high quality toys. We warrant to the original purchaser that this product is free of defects in materials or workmanship for one year \* from the date of purchase (dated sales receipt is required for proof of purchase). At the sole election of The Little Tikes Company, the only remedies available under this warranty will be the replacement of the defective part or replacement of the product. This warranty is valid only if the product has been assembled and maintained per the instructions. This warranty does not cover abuse, accident, cosmetic issues such as fading or scratches from normal wear, or any other cause not arising from defects in material and workmanship. \*The warranty period is three (3) months for daycare or commercial purchasers. U.S.A and Canada: For warranty service or replacement part information, please visit our website at [www.littletikes.com](http://www.littletikes.com), call 1-800-321-0183 or write to: Consumer Service, The Little Tikes Company, 2180 Barlow Road, Hudson OH 44236, U.S.A. Some replacement parts may be available for purchase after warranty expires—contact us for details. Outside U.S.A and Canada: Contact place of purchase for warranty service. This warranty gives you specific legal rights, and you may also have other rights, which vary from country/state to country/state. Some countries/states do not allow the exclusion or limitation of incidental or consequential damages, so the above limitation or exclusion may not apply to you.



'Let's care for the environment!'

The wheelee bin symbol indicates that the product must not be disposed of with other household waste. Please use designated collection points or recycling facilities when disposing of the item. Do not treat old batteries as household waste. Take them to a designated recycling facility.

Please keep this manual as it contains important information.



© The Little Tikes Company, an MGA Entertainment company. LITTLE TIKES® is a trademark of Little Tikes in the U.S. and other countries. All logos, names, characters, likenesses, images, slogans, and packaging appearance are the property of Little Tikes. Little Tikes Consumer Service 2180 Barlow Road Hudson, Ohio 44236 U.S.A. 1-800-321-0183

Printed in China

MGA Entertainment UK Ltd 50 Presley Way Crownhill Milton Keynes MK8 0ES Bucks, UK 0800 521 558

[www.littletikes.com](http://www.littletikes.com)  
[www.littletikes.co.uk](http://www.littletikes.co.uk)



Visit our website at [www.littletikes.com](http://www.littletikes.com) to register your product and to enter our sweepstakes. (No purchase necessary)

little tikes

My Buddy™


Fantastic Firsts™

SKUs: 648564, 648571  
AGES 6-36 MONTHS

ADULT BATTERY INSTALLATION REQUIRED

## CONTENTS

A. 1 My Buddy™



A.

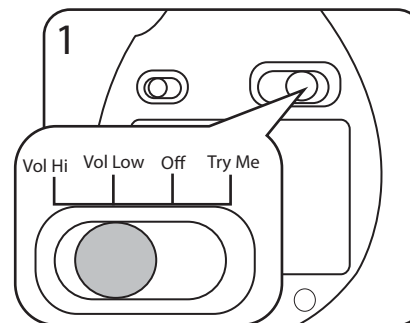
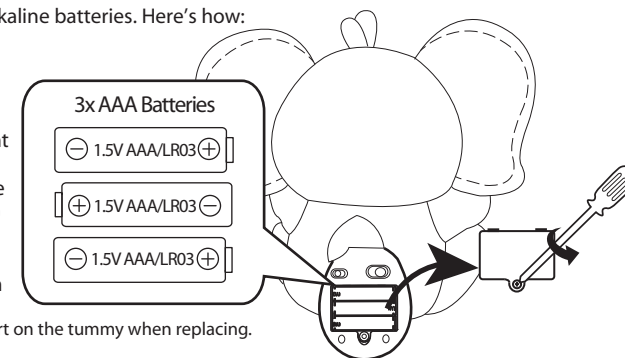
Illustrations are for reference only. Styles may vary from actual contents.

## BATTERY INSTALLATION AND GETTING STARTED

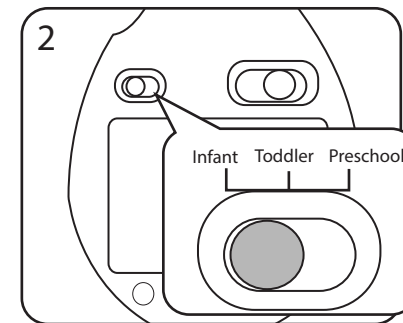
The batteries included in your My Buddy™ are for in-store demonstration. Before beginning, an adult must install fresh alkaline batteries. Here's how:

1. Open the hook and loop fastener on the elephant's back to locate the battery compartment.
2. Using a Phillips screwdriver (not included), remove the screw and battery compartment cover.
3. Install three (3) fresh 1.5V AAA (LR03) alkaline batteries (not included) making sure the (+) and (-) ends face the proper direction as indicated inside the battery compartment.
4. Replace the compartment cover and tighten the screw.

Make sure the heart button is in position with the heart on the tummy when replacing.



Turn My Buddy™ on by choosing a volume preference.



Choose a stage. Then, close the fastener on the elephant's back.

- INFANT: 6+ months
- TODDLER: 18+ months
- PRESCHOOL: 24+ months

### LEARNING MODE

Learn the alphabet, numbers, musical instruments and animals sounds by pressing on its hands and feet.

### GAME MODE

Play one of four games available.

- Tickle your elephant to hear it laugh.
- Create music when pressing its hands and feet.
- Learn to follow directions with the help of your elephant.
- Interact with your elephant by playing Lala/Buddy says.

After My Buddy™ has finished playing a game, it will go back to learning mode.

### SLEEP MODE

When it is time for your elephant to take a nap, press on the right ear.

- I'm feeling sleepy.
- Time for a nap.
- A big elephant needs a big nap.

The elephant will go into sleep mode after two minutes of not playing.

Press any hand, foot or left ear to wake it up again.

- Oh, hello.
- Oh! I'm so excited to play with you.
- It's good to see you.
- I'm so happy to see you.

### 123

INFANT:  
Learn numbers 1-3.  
TODDLER:  
Learn numbers 1-10.  
PRESCHOOL:  
Learn numbers 1-10 with animals sounds.

### ABC

INFANT:  
Learn letters A-C.  
TODDLER:  
Learn the alphabet.  
PRESCHOOL:  
Learn the letter and a word that starts with each letter.

### HEART FEATURE

Press to make My Buddy™ sing a song.

- Twinkle, Twinkle, Little Star
- If You're Happy and You Know It
- Head, Shoulders, Knees and Toes
- Old MacDonald Had a Farm
- Itsy-Bitsy Spider

### TICKLE FEATURE

Press to make My Buddy™ laugh.

- That tickles my tummy.
- That feels silly.
- That's my tummy.
- You're my very best buddy.

### MUSIC

INFANT:  
Learn sounds of musical instruments.  
TODDLER:  
Learn sounds and names of musical instruments.  
PRESCHOOL:  
Learn to distinguish the sounds and name the instruments.

### ANIMALS

INFANT:  
Learn animal sounds.  
TODDLER:  
Learn the animal that makes each sound.  
PRESCHOOL:  
Learn to distinguish the sounds and name the animals.

🔊 My Buddy™ will speak.

🎵 My Buddy™ will sing or play music.

## TICKLE FEATURE

The tickle sensor is located above the heart. Press it to hear your elephant go from a giggle to a silly laugh.

## HEART FEATURE

Press the heart to hear one of the songs listed below. In preschool mode, the music will pause so your child can sing along.

### IF YOU'RE HAPPY AND YOU KNOW IT

*If you're happy and you know it (pause).*

*You sing this part! (Clap your hands.)*

*If you're happy and you know it (pause).*

*Your turn! (Clap your hands.)*

*If you're happy and you know it, then your face will surely show it.*

*Ready to sing? (If you're happy and you know it, clap your hands.)*

### HEAD, SHOULDERS, KNEES AND TOES

*Head, shoulders, knees and toes, knees and toes (pause).*

*You sing this part! (Head, shoulders, knees and toes, knees and toes.)*

*And eyes and ears and mouth and nose (pause).*

*Your turn! (Head, shoulders, knees and toes, knees and toes.)*

### OLD MACDONALD HAD A FARM

*Old MacDonald had a farm (pause).*

*Now you sing! (E-I-E-I-O.)*

*And on his farm he had some chicks (pause).*

*Ready? (E-I-E-I-O.)*

*With a chick chick here and a chick chick there (pause).*

*Your turn! (Here a chick, there a chick, everywhere a chick chick.)*

*Old MacDonald had a farm (pause).*

*One more time! (E-I-E-I-O.)*

### ITSY-BITYSY SPIDER

*The itsy-bitsy spider (pause).*

*Now you sing! (Climbed up the water spout.)*

*Down came the rain (pause).*

*Your turn! (And washed the spider out.)*

*Out came the sun (pause).*

*Ready? (And dried up all the rain.)*

*And the itsy-bitsy spider (pause).*

*One more time! (Climbed up the spout again.)*

### TWINKLE, TWINKLE, LITTLE STAR

*Twinkle, twinkle, little star (pause).*

*Sing with me! (How I wonder what you are.)*

*Up above the world so high (pause).*

*Your turn! (Like a diamond in the sky.)*

*Twinkle, twinkle, little star (pause).*

*One more time! (How I wonder what you are.)*

## GAME MODE

Press the left ear and your elephant will start one of these four games.

- Let's play a game!
- Wanna play a game with me?
- Let's Play!

### MUSIC MAKER

This game is available in infant mode, toddler mode and preschool mode.

My Buddy™ will prompt a command and then play the melody of a song either with the piano or saxophone.

- Squeeze my hand to make music!
- Squeeze my hand to play a song!
- Squeeze my foot to hear another instrument!
- Twinkle, Twinkle, Little Star
- Old MacDonald Had a Farm
- If You're Happy and You Know It

### LAUGHTER BUILDER

This game is available in infant mode, toddler mode and preschool mode.

My Buddy™ will prompt a command and then start giggling.

- Squeeze my paw!
- Squeeze my foot!
- Tickle my tummy!

It will start with a short giggle and elevate to a bigger laugh. It will end with one of four phrases.

- Whew! That was fun.
- Laughing feels so good.
- That was silly.
- You're an elephant's best friend.

## LEARNING MODE

Press the left ear and you can begin learning the alphabet, numbers, musical instruments and animals sounds.

- Learning is so much fun. Let's learn together!
- I love learning with you.
- Learning with you makes me feel so happy.
- I can't wait to learn with you. And once an elephant learns, he never forgets.

### INFANT 6+ MONTHS



Press the left hand to start learning numbers. Continue pressing the hand to go to the next number. After it finishes counting, it will sing.

- One! Two! Three!
- One, two, three! It's fun to count with me!



Press the right hand to start learning the alphabet. Continue to press it to go to the next letter. It will sing once it is done.

- A! B! C!
- A, B, C! It's fun for you and me!



Press the left foot to start learning instruments. Continue to press it to go to the next instrument. See the list below for all the instruments.

- Violin, piano, banjo, xylophone, trumpet, guitar, saxophone, ukulele, drum, flute.



Press the right foot to learn animal sounds. Continue to press it to go to the next animal. See the list below for all the animal sounds.

- Moo!, Neigh!, Ribbit!, Elephant's trunk's trumpet!, Baa!, Oink, oink!, Woof, woof!, Quack, quack!, Meow!, Bok, bok, bok!

### FOLLOWING DIRECTIONS

This game is available in toddler mode and preschool mode.

My Buddy™ will ask a questions and give a response if the answer is right or wrong.

- Can you squeeze my hand?
- Can you squeeze my foot?
- Can you tickle my tummy?

If correct, it will say one of these phrases.

- Woohoo! You did it. That makes me so happy.
- Yay! You did it. Superb job!
- That was fun.
- You've done a mammoth job.
- That's music to my big ears.

• That's right! Oh yay! You did it! Hooray!

If incorrect, it will say one of these phrases.

- Oh! That's my foot.
- That's my tummy.
- Oops! That's my hand.

Play along with My Buddy™ when he asks:

- Can you tickle your tummy?
- Can you touch your nose?
- Can you pat your head?
- Can you clap your hands?
- Can you spin around?
- Can you shake your trunk?
- Can you wag your tail?
- Can you stomp your feet?

### LALA/BUDDY SAYS

This game is available in preschool mode.

My Buddy™ will begin by saying, "Lala says" or "Buddy says" and then prompt a command.

- Squeeze my hand!
- Squeeze my foot!
- Tickle my tummy!
- Squeeze my hand two times!
- Squeeze my foot two times!
- Tickle my tummy two times!
- Squeeze my hand three times!
- Squeeze my foot three times!
- Tickle my tummy three times!

If correct, it will say one of these phrases.

- Woohoo! You did it. That makes me so happy.
- Yay! You did it. Superb job!
- That was fun.
- You've done a mammoth job.
- That's music to my big ears.
- That's right! Oh yay! You did it! Hooray!

If incorrect, it will say one of these phrases.

- Oops! I didn't say, "Lala says."
- Oops! I didn't say, "Buddy says."
- Whoops!
- Oopsies!
- Let's try again!
- Let's try another one!

### TODDLER 18+ MONTHS



Press the left hand to start learning numbers. Continue to press it to go to the next number. It will sing once it is done.

- Let's count together!
- One! Two! Three! Four! Five! Six! Seven! Eight! Nine! Ten!

- One, two, buckle my shoe. Three, four, open the door. Five, six, pick up sticks. Seven, eight, lay them straight. Nine, ten, a big fat hen.



Press the right hand to start learning the alphabet. Continue to press it to go to the next letter. It will sing the Alphabet Song once it is done.

- Let's learn the alphabet!
- A! B! C! D! E! F! G! H! I! J! K! L! M! N! O! P! Q! R! S! T! U! V! W! X! Y! Z!
- My Buddy™ sings the Alphabet Song.



By pressing the left foot, My Buddy™ will say the instrument and then play the melody. Continue to press it to go to the next instrument.

- Let's learn about musical instruments!
- Violin, piano, banjo, xylophone, trumpet, guitar, saxophone, ukulele, drum, flute.



By pressing the right foot, My Buddy™ will say the animal and then mimic its sound. Continue to press it to go to the next animal.

- Cows go moo.  
Horses go neigh.  
Frogs go ribbit, ribbit.  
Elephants go (trunk's trumpet).  
Sheep go baa.  
Pigs go oink, oink.  
Dogs go woof, woof.  
Ducks go quack, quack.  
Cats go meow.  
Chickens go bok, bok, bok.



Press the left foot and your elephant will ask a question, play an instrument's melody, pause and name that instrument. Continue to press it to go to the next instrument.

- What instrument sounds like this?  
Which instrument makes this sound?  
Which instrument is this?
- Violin, piano, banjo, xylophone, trumpet, guitar, saxophone, ukulele, drum, flute.



Press the right foot and your elephant will ask a question, pause and mimic an animal sound. Continue to press it to go to the next animal.

- What sound does a cow make? Moo.  
What sound does a horse make? Neigh.  
What sound does a frog make? Ribbit, ribbit.  
What sound does an elephant make?  
Trunk's trumpet.  
What sound does a sheep make? Baa.  
What sound does a pig make? Oink, oink.  
What sound does a dog make? Woof, woof.  
What sound does a duck make? Quack, quack.  
What sound does a cat make? Meow.  
What sound does a chicken make? Bok, bok, bok.



**PRESCHOOL**  
24+ MONTHS



Press the left hand to hear your elephant count animal sounds. Continue to press it to go to the next number.

- (Moo) One cow!  
(Neigh x2) Two horses!  
(Ribbit x3) Three frogs!  
(Trunk's trumpet x4) Four elephants!  
(Baa x5) Five sheep!  
(Oink x6) Six pigs!  
(Woof x7) Seven puppies!  
(Quack x8) Eight ducks!  
(Meow x9) Nine kittens!  
(Bok x10) Ten chickens!

- I'm so glad we counted to ten! Press my hand to do it again.

Press the right hand to hear a letter and a word that starts with that letter. Continue to press it to go to the next letter and word.

- A is for apple!  
B is for balloon!  
C is for cat!  
D is for duck!  
E is for elephant! That's me! (Giggles)  
F is for fish! (Bubbles)  
G is for goose! (Honk, honk)  
H is for horse! (Neigh)  
I is for ice cream!  
J is for juice!  
K is for kangaroo! (Boing, boing)  
L is for lion!  
M is for monkey!  
N is for nap! (Shhhh!)
- O is for owl  
P is for panda!  
Q is for (whisper) quiet!  
R is for rabbit!  
S is for sailboat!  
T is for trunk! See my big trunk?  
(Trunk's trumpet)  
U is for umbrella! (Rain)  
V is for violin! (Violin plays)  
W is for whale! (Whale song)  
X is for xylophone! (Xylophone plays)  
Y is for yogurt!  
Z is for zebra!

- Wasn't that fun? The alphabet's done.

**IDLE MODE**

After 15 seconds of not playing with the elephant, it will go in idle mode. It will say one of the following phrases or sing a song.

- When I say peeka, you say boo! (Pause) Peek-a!
- Wanna play?
- Will you play with me?
- I can't wait to play with you.
- Sing into my ears if you can find them!
- Squeeze my tummy!
- Squeeze my ear and let's play!

**PAT-A-CAKE**

*Pat-a-cake, pat-a-cake, me and you.  
Baking a cake is fun to do.  
Pat it, roll it, and mark it with an "E."  
Put it in the oven for you and me.*

**BEST FRIEND**

*You're my best friend.  
I love you.  
Let's be best friends,  
Just me and you!*

**FOOT SONG**

*I have two feet.  
A left and a right.  
Now tickle my toes!  
Ha! Ha! That's right.*

**EAR SONG**

*We have two ears.  
Count one and two.  
Now squeeze my big ears.  
You can hear me too!*

**PEEK-A-BOO**

*Peek-a-boo! Where are you?  
Look for me, and I'll look for you too!*

**HIDE AND SEEK**

*Hide and seek,  
Is fun to play!  
Can we play it every day?*

**SING ALONG SONG**

*I love to sing.  
Now sing with me.  
Let's sing a silly song,  
About elephants up a tree!*

**PANDA SONG**

*No other elephant,  
Can do what I do!  
I love to learn,  
Along with you!*

**COLOR SONG**

*Colors are fun.  
Red, pink, blue.  
What's your favorite color?  
What color is your shoe?*

**TUMMY SONG**

*When you scratch my tummy,  
I giggle away.  
Tickle my tummy,  
'Cause I love to play!*

**BEAR HUG SONG**

*Give an elephant a hug.  
Don't squeeze too tight.  
Elephants love hugs.  
Ooh! That feels just right!*

**PAW SONG**

*Numbers and letters,  
And singing songs.  
Now tickle my feet,  
And we'll have fun.*

**BAMBOO SONG**

*I love to chew grass,  
And the leaves from the trees.  
An elephant's trunk,  
can reach all of these.*